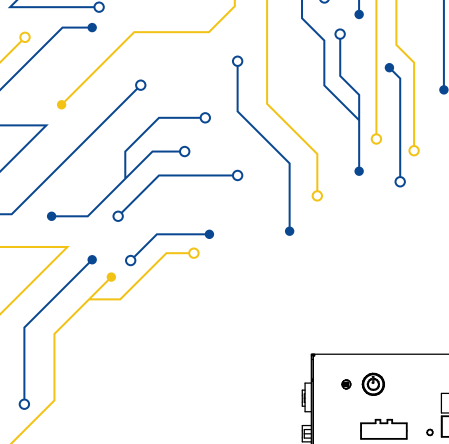


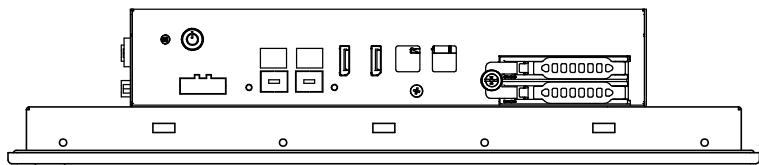
CUSTOMIZABLE PANEL PC

MECHANICAL	
CONSTRUCTION	Aluminium Front Bezel with customizable front
MOUNTING	Panel Mount
DIMENSIONS (mm)	410 x 255 x 86
NET WEIGHT (kg)	7 kg
IP RATING	IP65
CERTIFICATE	CE
ENVIRONMENT	
OPERATING TEMPERATURE	0 ~ 50° C
STORAGE TEMPERATURE	-30 ~ 70° C
STORAGE HUMIDITY	10 ~ 90 % non-condensing
INQUIRY CODES	
WPC-916-FN8	15.6", 1366x768, 8th Gen. Intel® Core, IP65, RST, 9-36V DC, 400 cd/m2
WPC-916F-FN8	15.6", 1920x1080, 8th Gen. Intel® Core, IP65, RST, 9-36V DC, 500 cd/m2
NOTE	RAM and Storage capacity must be specified in the inquiry

MODEL	WPC-916-FN8	
SYSTEM		
CPU	8th Gen. Intel® Core™ (Whiskey Lake-U), 15W i3-8145UE, DC, 2.2GHz i5-8365UE, QC, 1.6GHz i7-8665UE, QC, 1.7GHz	
SYSTEM CHIPSET	MPC	
MEMORY	2x 260-pin SO-DIMM Dual Channel DDR4 2400 MHz, max. 32GB	
OPERATING SYSTEM	Windows 10/11®	
GRAPHICS	Intel Gen9 Graphics DX 12	
INTERFACE PORTS		
LAN	2x GbE RJ45 LAN (1x Intel® i219LM, 1x Intel® i211AT) 10/100/1000 Mbps	
SERIAL	3x COM (RS232), 1x COM (RS232/422/485)	
USB	6x USB 3.2 (Gen2 + Gen1), 2x USB 2.0	
VIDEO	2x DP 1.2, 1x LVDS	
GPIO	4x GPI + 4x GPO	
AUDIO	2x Audio (Mic-In, Line-Out)	
STORAGE		
M.2	1x Key M (2242/2280) with PCIe x4 and SATA3 for SSD 1x Key M (2242) with SATA3 for SSD	
SATA	1x SATA3 (6Gb/s)	
EXPANSIONS		
M.2	1x Key E (2230) with PCIe x1, CNVI and USB 2.0 for Wireless	
DISPLAY		
DISPLAY TYPE	15.6" TFT-LCD 16:9	
MAX RESOLUTION	1366 x 768	1920 x 1080 (F)
MAX COLOR	16.7M	
BRIGHTNESS (cd/m²)	400	500
VIEW ANGLE (H°/V°)	160/160	
CONTRAST	500:1	1000:1
TOUCHSCREEN		
TYPE	Resistive (R)	
INTERFACE	USB	
LIGHT TRANSMISSION	Resistive: 80%	
POWER		
POWER INPUT	12 ~ 36V DC	
POWER CONSUMPTION	50W	
POWER PORTS	1x Power ON/OFF button, 1x 4-pin DC-in jack	



WPC-916-FN8



393 CUTOUT

390

240 CUTOUT

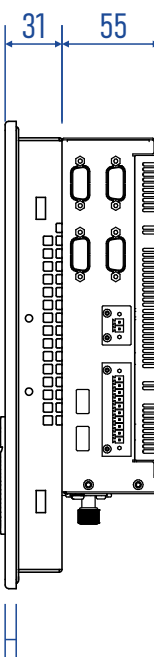
237

199.8

290

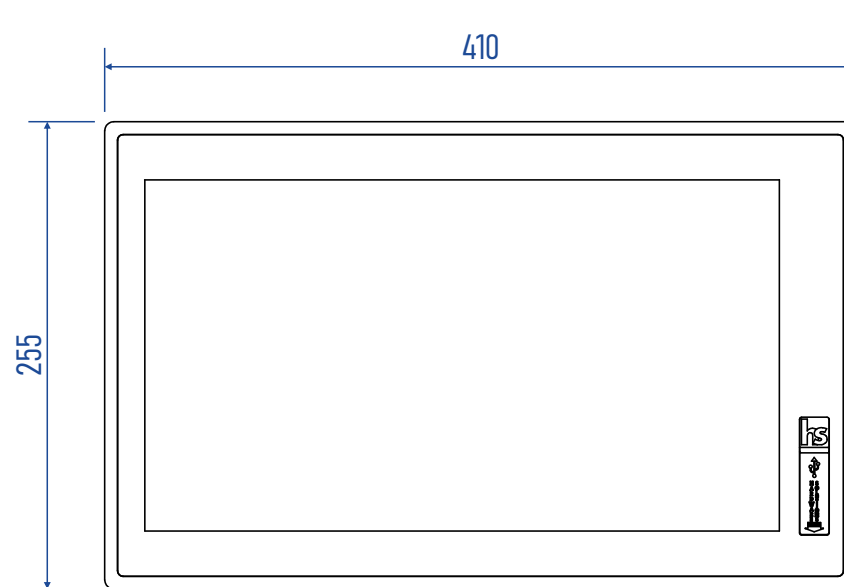
6

86



31

55



410

255